


# NATHALIA

## EDUCATIONAL GUIDE FOR "QUE LLUEVA"



### overview

Inspired by a traditional Latin American nursery rhyme, 'Que Llueva' identifies the different stages of the water cycle and describes events that could occur on a rainy day.

**TARGET AGE: 6-10**

#### PURPOSE

Informative ✓  
Narrative  
Reflective  
Expressive

#### LANGUAGE

English  
Spanish ✓

#### PRIMARY CONCEPTS

- Water Cycle
- Cause and Effect

**INCLUDED IN THIS GUIDE:**

#### LANGUAGE COMPONENT

- Lyrics and Translation
- Spanish Vocabulary
- Listening/Matching
- Word Search

#### SCIENCE COMPONENT

- The Water Cycle

#### MUSIC COMPONENT

- The Sound of Porro
- Make A Rainstick



Copyright © 2017 Nathalia Palis (Nathalia). All rights reserved. After initial purchase, users are permitted to download, copy and share this Educational Guide with their class at no additional cost. Users agree to credit the source and include copyright notice. No modifications are to be made without written consent from Nathalia. Users agree not to charge any price for sharing information included in this packet to any person or organization. Audio tracks must be purchased. Applicable laws provide severe civil and criminal penalties for the unauthorized, reproduction, distribution and digital transmission of copyrighted sound recordings.

# EDUCATIONAL GUIDE FOR "QUE LLUEVA"



## Lyrics

Yo quiero que llueva, llueva para saltar en los charcos  
Y jugar bajo la lluvia, en un zipote aguacero  
Ponerme mi impermeable mis botas y mi paraguas  
Yo quiero que llueva, llueva para saltar en los charcos  
Los ríos quieren que llueva, para ser fuertes y grandes  
Las flores quieren que llueva, para verse mas hermosas  
Las plantas se ponen verdes, los lagos crecen y crecen  
La tierra quiere que llueva y así se rejuvenece  
El agua sube, sube, sube, sube hasta las nubes  
Es porque el sol la evapora y las nubes se emocionan  
Las nubes se llenan, llenan cuando el agua se condensa  
Y luego se precipitan y allí es cuando todos gritan  
Que llueva, que llueva, yo quiero que llueva, llueva  
Que los pajaritos bailen y todos los niños canten

## Translation

I want it to rain, rain so I can jump in the puddles  
I want to play in the rain when it's pouring  
Put on my raincoat, my boots and get my umbrella  
I want it to rain, rain so I can jump in the puddles  
The rivers want it to rain so they can be big and strong  
The flowers want it to rain so they can look prettier  
The plants will get greener the lakes will grow and grow  
The land wants it to rain so it will rejuvenate  
The water goes up, up, up into the clouds  
When the sun evaporates the clouds become joyous  
The clouds get filled up when the water condensates  
Then it precipitates and everyone shouts  
It's raining, it's raining, I want it to rain, rain  
All of the birdies dancing and all of the children singing



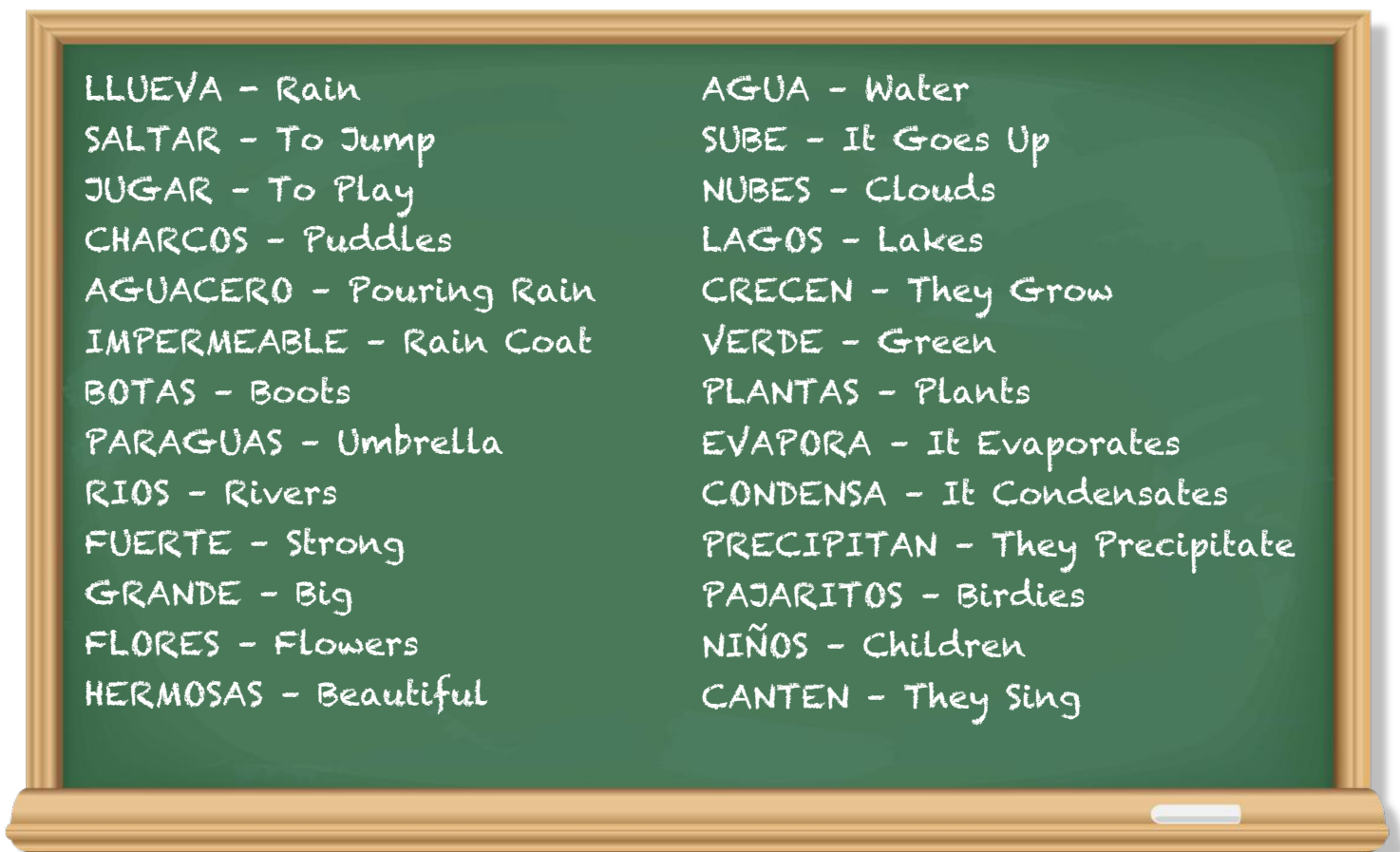
# EDUCATIONAL GUIDE FOR "QUE LLUEVA"



## Spanish Vocabulary



Review key Spanish vocabulary from 'Que Llueva' by sounding each word out.



Copyright © 2017 Nathalia Palis (Nathalia). All rights reserved. After initial purchase, users are permitted to download, copy and share this Educational Guide with their class at no additional cost. Users agree to credit the source and include copyright notice. No modifications are to be made without written the consent from Nathalia. Users agree not to charge any price for sharing information included in this packet to any person or organization. Audio tracks must be purchased. Applicable laws provide severe civil and criminal penalties for the unauthorized, reproduction, distribution and digital transmission of copyrighted sound recordings.

# EDUCATIONAL GUIDE FOR "QUE LLUEVA"



## Listening



Listen to the song and tally how many times you hear each word. You may have to listen more than once.

BOTAS \_\_\_\_\_

NIÑOS \_\_\_\_\_


NUBES \_\_\_\_\_

AGUA \_\_\_\_\_

## Matching



Draw a line from the picture to the vocabulary word. Color each picture.



AGUA

NUBES

BOTAS

PARAGUAS

FLORES

PAJARITOS



Copyright © 2017 Nathalia Palis (Nathalia). All rights reserved. After initial purchase, users are permitted to download, copy and share this Educational Guide with their class at no additional cost. Users agree to credit the source and include copyright notice. No modifications are to be made without written consent from Nathalia. Users agree not to charge any price for sharing information included in this packet to any person or organization. Audio tracks must be purchased. Applicable laws provide severe civil and criminal penalties for the unauthorized, reproduction, distribution and digital transmission of copyrighted sound recordings.




# EDUCATIONAL GUIDE FOR "QUE LLUEVA"



## Word search



Find and circle each word. Remember, they can be backwards too.



CHARCOS

PLANTAS

VERDE

GRANDE

LAGOS

SUBE

IMPERMEABLE

FLORES

JUGAR

RIOS



Copyright © 2017 Nathalia Palis (Nathalia). All rights reserved. After initial purchase, users are permitted to download, copy and share this Educational Guide with their class at no additional cost. Users agree to credit the source and include copyright notice. No modifications are to be made without written consent from Nathalia. Users agree not to charge any price for sharing information included in this packet to any person or organization. Audio tracks must be purchased. Applicable laws provide severe civil and criminal penalties for the unauthorized, reproduction, distribution and digital transmission of copyrighted sound recordings.

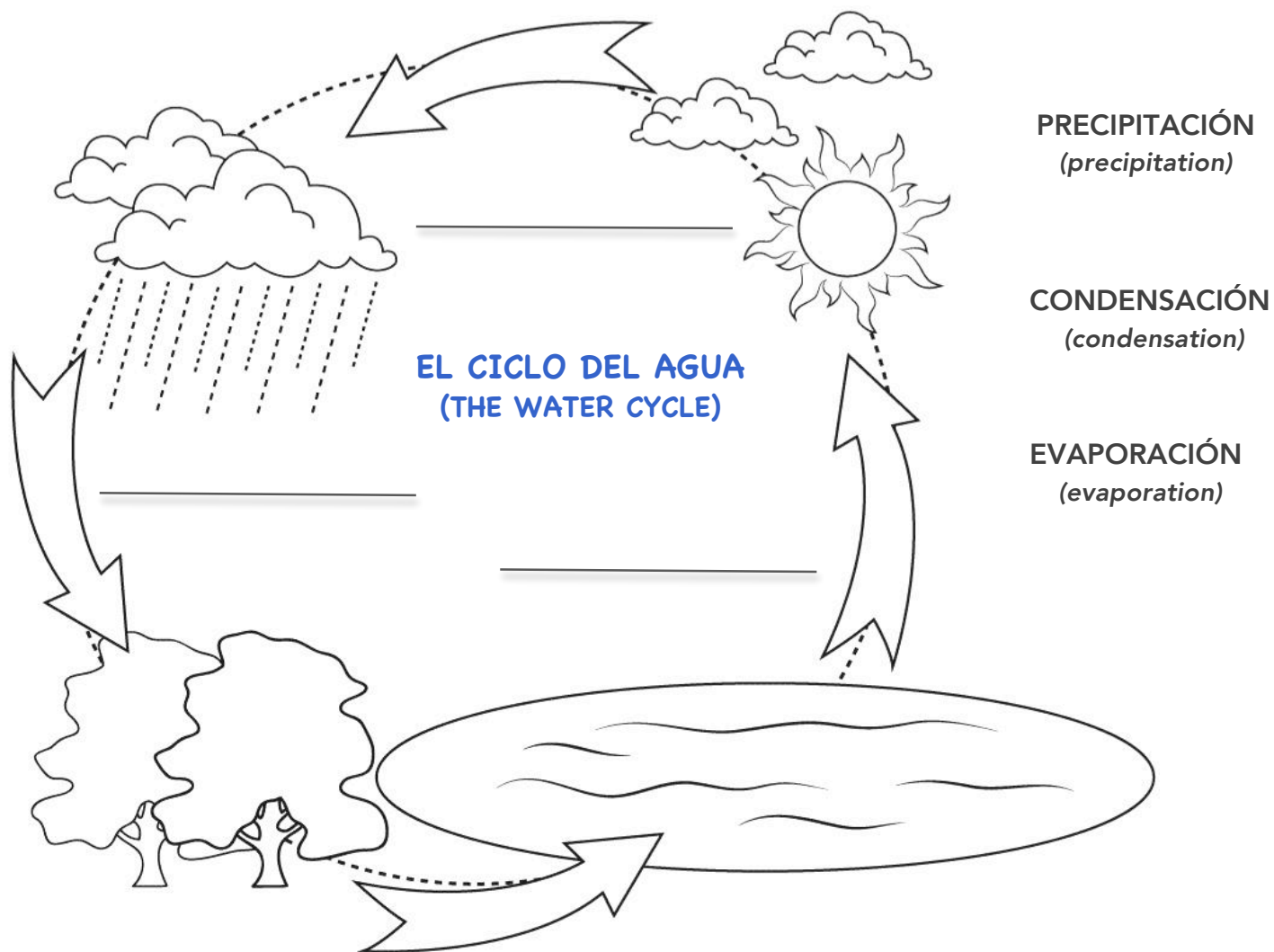
# EDUCATIONAL GUIDE FOR "QUE LLUEVA"



## The Water Cycle



Fill in the blanks and color.



Copyright © 2017 Nathalia Palis (Nathalia). All rights reserved. After initial purchase, users are permitted to download, copy and share this Educational Guide with their class at no additional cost. Users agree to credit the source and include copyright notice. No modifications are to be made without written consent from Nathalia. Users agree not to charge any price for sharing information included in this packet to any person or organization. Audio tracks must be purchased. Applicable laws provide severe civil and criminal penalties for the unauthorized, reproduction, distribution and digital transmission of copyrighted sound recordings.

# EDUCATIONAL GUIDE FOR "QUE LLUEVA"

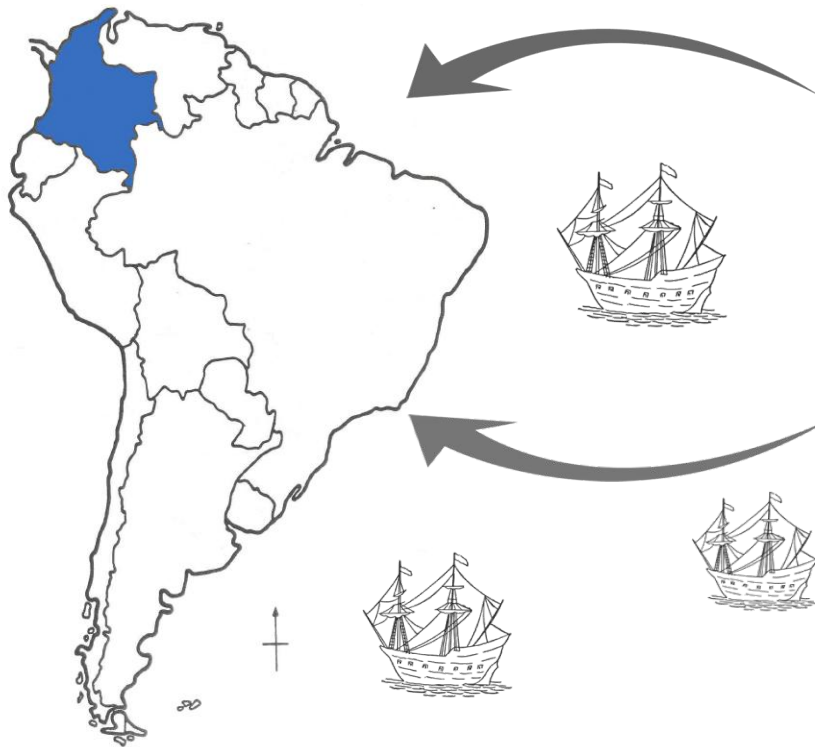


## The sound of Porro



*Que Llueva* is performed in a music style called "El Porro". The origin of the "El Porro" is said to have begun with indigenous communities in the country known today as Colombia. The style was later enriched by African rhythms and European wind instruments.

### COLOMBIA



### INSTRUMENTS FROM EUROPE

Instruments may include the trumpet, euphonium, flute, clarinet, guitar, snare drum, bass drum, cymbals and more.

### RHYTHMS FROM AFRICA

A rhythm is usually defined as a strong repeated sound pattern often demonstrated by playing drums or clapping.



Which instruments do you hear in 'Que Llueva'?



Copyright © 2017 Nathalia Palis (Nathalia). All rights reserved. After initial purchase, users are permitted to download, copy and share this Educational Guide with their class at no additional cost. Users agree to credit the source and include copyright notice. No modifications are to be made without written consent from Nathalia. Users agree not to charge any price for sharing information included in this packet to any person or organization. Audio tracks must be purchased. Applicable laws provide severe civil and criminal penalties for the unauthorized, reproduction, distribution and digital transmission of copyrighted sound recordings.

# EDUCATIONAL GUIDE FOR "QUE LLUEVA"



## Make A Rainstick

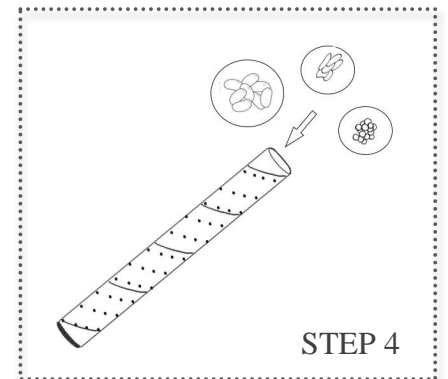
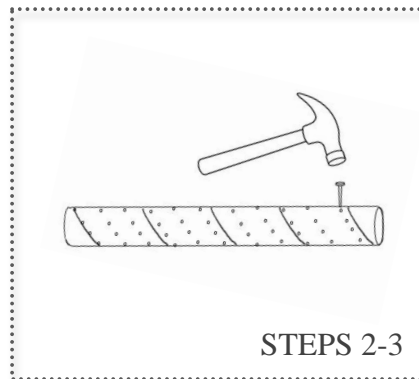
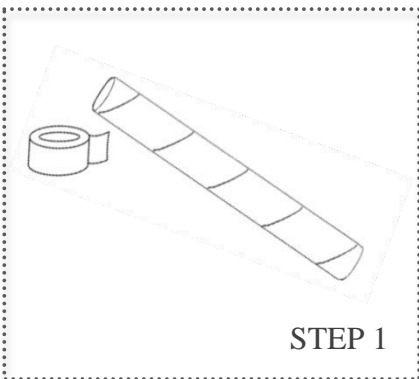


### SUPPLIES

- Cardboard tube
- Nails
- Hammer
- Clear packing tape
- Rice and/or beans
- Duct tape, wrapping paper, paint, markers, etc. (for decoration).

### STEPS

1. Tape off the bottom with clear packing tape.
2. Place first nail toward the end of the tube hammer it in.
3. Rotate tube and place nails around all the way down to the stick.
4. Pour rice and/or beans through into your tube.
5. Tape off open end.
6. Decorate your rain stick.



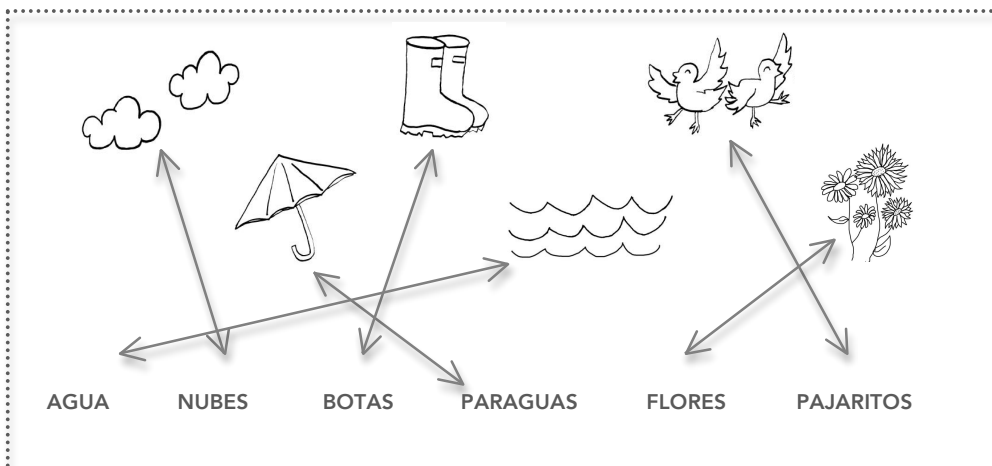


# EDUCATIONAL GUIDE FOR "QUE LLUEVA"

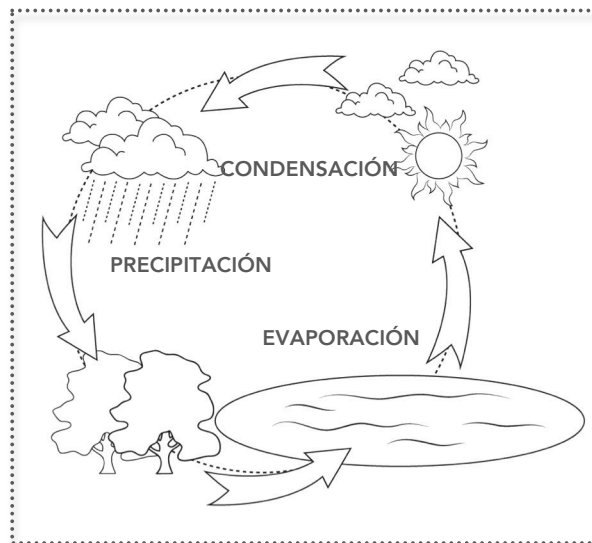


## Answer Key

BOTAS 1  
 NUBES 6  
 NIÑOS 5  
 AGUA 4



T	N	S	S	M	J	T	D	I	J	Y	V	P	Z	S
X	J	Y	L	O	G	V	F	C	E	U	V	M	S	A
F	Z	B	Y	U	C	E	T	P	H	E	G	E	S	T
E	L	B	A	E	M	R	E	P	M	I	R	A	L	N
G	R	A	N	D	E	D	A	O	B	O	F	A	R	A
R	S	S	F	Z	D	E	T	H	L	E	G	V	C	L
I	J	E	A	Y	Q	J	E	F	C	O	W	N	T	P
J	S	S	O	G	N	G	G	B	S	Q	J	W	D	V
P	H	S	Q	M	M	T	E	D	U	A	U	D	K	F
U	W	H	R	E	S	O	I	R	L	S	O	Z	Z	D



Instruments: Vocals, Euphonium, Guitar, Organ/Keyboard, Bass, Drums, Percussion

